

Understanding Subscribers and Lists

It is important to understand the nature of Subscribers and Lists in phpList.

What is a subscriber?

A subscriber is *usually* someone who is a member of one or more of your lists. They may have subscribed themselves through a subscribe page, or you may have imported their details from another source.

It is important to understand, however, that ***a subscriber may not be on any list***. This happens when you:

- Import subscribers but do not assign them list membership
- Delete all the lists a subscriber was a member of (without deleting the subscriber)

What is a subscriber profile

All the data about a subscriber is stored in their subscriber profile.

This profile can be found by searching for their email in **Subscribers > Search Subscribers**. To see all subscribers search for @.

Here are some examples of the kind of data held in a subscriber profile:

On the **Details** page you can see information like ID, email address, confirmed or not, blacklisted or not, number of bounces and html or text emails. Some of this information is editable.

Subscriber profile

[Download subscriber data](#)[Preferences page](#)[Remove subscriber](#)[Details](#)[Lists](#)[Campaigns](#)[Bounces](#)[Subscription](#)

ID	9
email	<input type="text" value="mariana@phplist.com"/>
Is this subscriber confirmed (1/0)	<input type="text" value="1"/>
Is this subscriber blacklisted	No Add to blacklist
Did this subscriber manually confirm	0
Number of bounces	0
Entered	14 June 2019 13:37:24
Last Modified	14 June 2019 13:37:24
Unique ID	ff007be6fba3864ba112ca988844426a

By clicking on the **Lists** tab you can see the lists which the subscriber is a member of, and you can edit this too.

Subscriber profile

[Download subscriber data](#)[Preferences page](#)[Remove subscriber](#)[Details](#)[Lists](#)[Campaigns](#)[Bounces](#)[Subscription](#)

Mailinglist membership:

☒ phpList newsletter☒ Releases[Save changes](#)

By clicking on the **History** button you can see all the campaigns that have been sent to the subscriber.

Subscriber profile

[Download subscriber data](#)[Preferences page](#)[Remove subscriber](#)[Details](#)[Lists](#)[Campaigns](#)[Bounces](#)[Subscription](#)

1 messages sent to this subscriber

Campaigns

Campaign Id	Clicks	Sent
19	3	14 Jun 2017 13:52:17

As you can see, the subscriber profile is the central place where all information about a subscriber is stored. This is very different to list membership.

What is a list?













A list is a way of grouping together subscribers, so you can send them campaigns. However, the list itself does not contain the subscriber details. As you have seen, all that information is in the subscriber profile.

You can view your lists by going to **Subscribers > Subscriber lists** from the main menu. Next to each list is the number of **MEMBERS** that list has.

Subscriber lists

[Categorise lists](#)[Add a list](#)

2 Lists

2 Lists	Members	Public ?	Order
Releases	11.879 (0, 0) 		<input type="text" value="0"/>
	   		
phpList newsletter	16.425 (0, 0) 		<input type="text" value="0"/>
	   		

[SAVE CHANGES](#)

However, if I delete the list, I have not deleted the subscribers.

Some examples of how this works in practice.

A useful tool to help understand lists and subscribers is the **All subscribers** feature, which was added in version 3.0.8. When this feature is enabled (in the config.php file) you can see the total number of subscribers shown alongside your lists.

Let's do some experiments with adding and deleting lists to see what happens to the **All Subscribers** total.

At the start of our test, the number stands at **11.879**. That means we have 11.879 subscriber profiles in our system all together.

2 Lists	Members
Releases	11.879 (0, 0) 

If we create a new list, and paste in the emails of some of our subscribers, we can add these subscribers to the list and send Campaigns to just a sub-section of our total number of subscribers.

Import subscribers by copy-and-paste

Adding subscribers **Just a list**

Please enter the email addresses to import, one per

test1@example.com

test2@example.com

test3@example.com

test4@example.com

test5@example.com

test6@example.com

test7@example.com

test8@example.com

test9@example.com

test10@example.com











☒ Check to skip email addresses that are not valid

☒ Confirm email addresses by default





Import subscribers

The outcome is a new list (in this example with **662** members). However, you can see that the **All subscribers** total stays at **11.879**. This is because we have not added any new subscribers, we have just created a list out of current subscribers.


2 Lists

2 Lists	Members
All subscribers ?	5327 (0, 1) 
	 +
test	5 (0, 0) 
	  + 
Just a list	662 (0, 1) 
	  + 
<div>SAVE CHANGES</div>	

Now, if we delete the new list with its **662** members,

	  + 
Just a list	662 (0, 1)  <input type="checkbox"/>
	  + 
<div>SAVE CHANGES</div>	

the **All subscribers** count does not go down either, it is still **5327**.

2 Lists	Members
All subscribers ?	5327 (0, 1) 

We can repeat this test, but this time add a mixture of current subscribers (**2**) and new subscribers whose data we have never introduced to phpList before (**8**). You can see phpList processes all the lines, imports **8** new emails to the system and marks **2** as duplicates.

Subscriber lists

Categorise lists

10 lines processed
8 email addresses added to the list(s)
8 new email addresses imported
2 email addresses already existed in the database

 Search lists

Go

Clear

*All of these emails are added to our new list, and additionally, our **All subscribers** count goes up by 8 subscribers to **5335**.*

2 Lists

2 Lists	Members
All subscribers ?	5335 (0, 1)
	+
test	5 (0, 0)
	+
A list with totally new subscribers	9 (0, 1)
	+

We have added 8 new subscribers to the system, and phpList has created 8 new subscriber profiles for us. If we delete our new list again...

A list with totally new subscribers	9 (0, 1)
	+

The List is deleted, however the subscriber count stays at **5335**. We have only deleted a list, we have not deleted any subscribers.

2 Lists	Members
All subscribers ?	5327 (0, 1)

How to delete subscribers

You should not delete subscribers in most circumstances. If a subscriber wants to stop receiving emails from you they can unsubscribe. Unsubscription means that:

- Their email will be kept on the system and added to a do-not-send list (blacklist)
- Your phpList system will *never* send a campaign to them again, unless they re-subscribe
- If you import their email again (by accident) you will not be able to send them campaigns inadvertently
- You have a record of when/why they unsubscribed which you can use to improve your campaigns in the future

If you are in a situation where you want to delete some subscribers rather than simply blacklist them, for example, to bring the size of your lists down, first try the options on the **Reconcile** page, for example to remove those with x number of bounces, those with an invalid email and those who are not-confirmed.

The final resort is to get some emails by exporting them (from **Export subscribers**) and then pasting whichever emails you wish to delete into the bulk delete function. This can be found though the **Manage Subscriber** page.

Feedback

You can discuss this chapter here.

Revision #8

Created 28 May 2019 12:58:38 by mariana

Updated 24 May 2021 10:26:51 by mariana